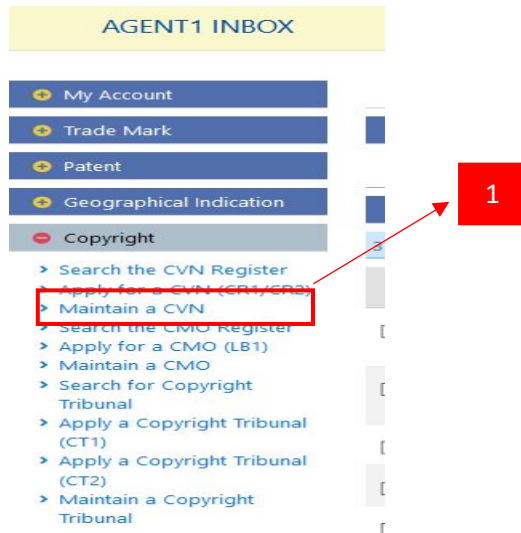


APPLY CVN CR6


1. Go to “Copyright” in Extra, then “Maintain a CVN”



2. Go to “Correction Of Clerical Error (CR6), Click “Select Case for Correction Of Clerical Error”.



- On the next page, you get a very light page with a field to input Application Number or Title of work, for other search field, you can click advanced Search, IF have application Number, click search and will appear application number and click Checkbox ,after that click button “Select”. **CR6 only can filed after status Application become Registered.**



Intellectual Property Corporation of Malaysia
ONLINE SEARCH AND FILING SYSTEM

MYIPO - 2.2.0.0 - PTOEXTAPP1-TEST

Logout


INBOX >

Enter your application number or denomination to perform a simple search
For a more advanced search select the link below and more criteria will be made available

Search Criteria 100 characters max.

Application Number

Title of Work



Intellectual Property Corporation of Malaysia
ONLINE SEARCH AND FILING SYSTEM

MYIPO - 2.2.0.0 - PTOEXTAPP1-TEST

Logout

INBOX >

Enter your application number or denomination to perform a simple search
For a more advanced search select the link below and more criteria will be made available

Search Criteria

Application Number

Title of Work

1 CVN(s)

Application Number	Notification Number	Title of Work	Filing Date	Expiry Date	Application Status	Owner	Representative
<input type="radio"/> BC2020E00081		IDENTIFYING THE KLANG VALLEY RAIL RIDERS' TRAVEL PATTERN FOR FUTURE EXPANSION USING SOCIAL NETWORK ANALYSIS	13 Oct 2020		Registered	AAH Nippon Sdn Bhd	

Show / Hide columns

Unit 1-7, Aras Bawah, Tower B, Menara UOA Bangsar, No. 5, Jalan Bangsar Utama 1, 59000 Kuala Lumpur, Telephone / Fax: +603-2299 8400 / +603-2299 8960
 www.myipo.gov.my, e-mail: atttechsupport@myipo.gov.my (Patent), trntechsupport@myipo.gov.my (Trademark), lotechsupport@myipo.gov.my (Industrial Design)
 Usage | Privacy Statement | Copyright Notice | Security Policy © Copyright - The Official Portal of Intellectual Property Corporation of Malaysia

4. Form for CR6 appear, Case will appear from Case Related.

MyIPO - 2202 - P0201AMPT02
INBOX > REQUEST CORRECTION OF CLERICAL ERROR ON CIVN

Client Reference: [Empty]

Case Selected: [Empty]

Case Selected:

Case Number	Case Title	Filing Date	Apply Date	Applicant Name	Agent	Representative
12032021	IDENTIFYING THE ISLAND VALLEY RAIL ROBBER TRAVEL PATTERN FOR FUTURE EXAMINATION USING SOCIAL NETWORK ANALYSIS	12 Oct 2020		Raynerai	Anna Napper-Sara Bin	

Section A: Category of Work

Category of Work:

- Artistic
- Broadcast
- Film
- Literary
- Musical
- Sound Recording

Title of Work: IDENTIFYING THE ISLAND VALLEY RAIL ROBBER TRAVEL PATTERN FOR FUTURE EXAMINATION USING SOCIAL NETWORK ANALYSIS

Section B: Applicant's Information

Identity: Identify who the applicant is for this application. If you or your organisation are the applicant then select that you are applying in your own right. If not then you are acting as an agent. Select whether you're acting for your own right, as an agent or as a legal representative, where appropriate addresses will be populated accordingly.
I am acting: In my own right Representative

Section C: Description of Correction

Information to be corrected:

Original Version: [Empty]

Amended Version: [Empty]

Supporting Document(s): [Add]

Digital Signature: [Empty]

5. Section A: Category Of Work, Data will appear from related case number

Section A: Category of Works

Category of Work:

- Artistic
- Broadcast
- Film
- Literary
- Musical
- Sound Recording

Title of Work: test work 12032021

6. Section Applicant's Information, fill up Identity I am acting "In My Own Right" Or "Representative".

Section B: Applicant's Information

Identity: Identify who the applicant is for this application. If you or your organisation are the applicant then select that you are applying in your own right. If not then you are acting as an agent. Select whether you're acting for your own right, as an agent or as a legal representative, where appropriate addresses will be populated accordingly.
I am acting: In my own right Representative

7. Section C : Description Of Correction , Fill up field Original Version and Amended Version , Then if have supporting document can upload at field Supporting document.

Section C : Description of Correction

Information to be corrected:

Original Version: [Empty]

Amended Version: [Empty]

Supporting Document(s): [Add]

8. Once all mandatory fields have been filled, Fill up Digicert Signature ID and PIN, DigiCert validation has been successful, and payment was successful too, you get a case number that appears in a pop-up (you can check the case in "My Portfolio").