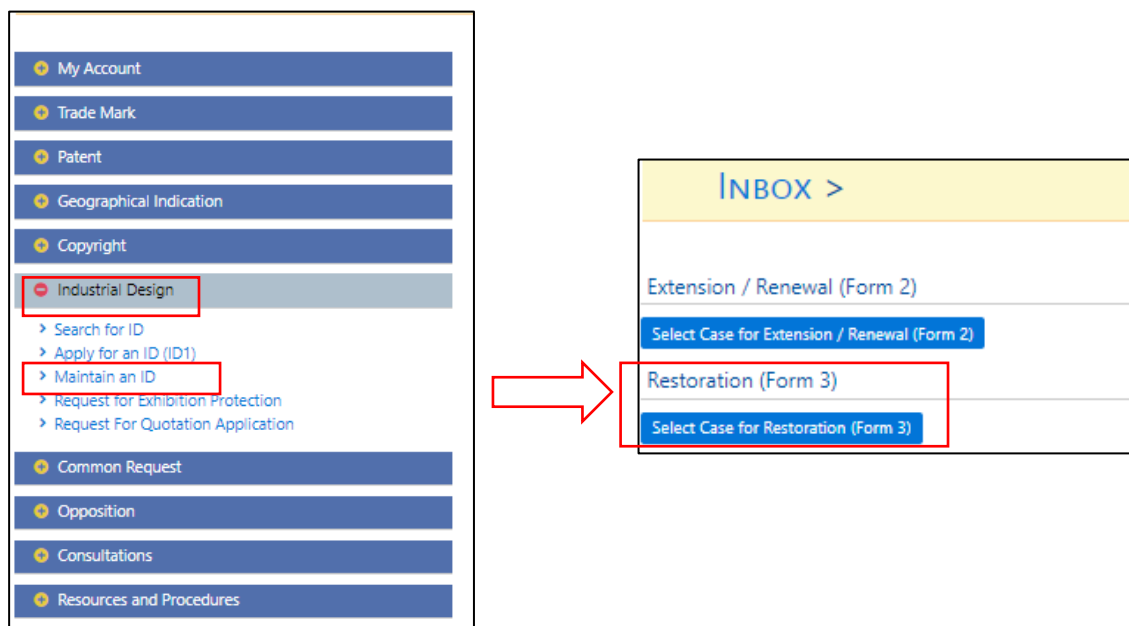
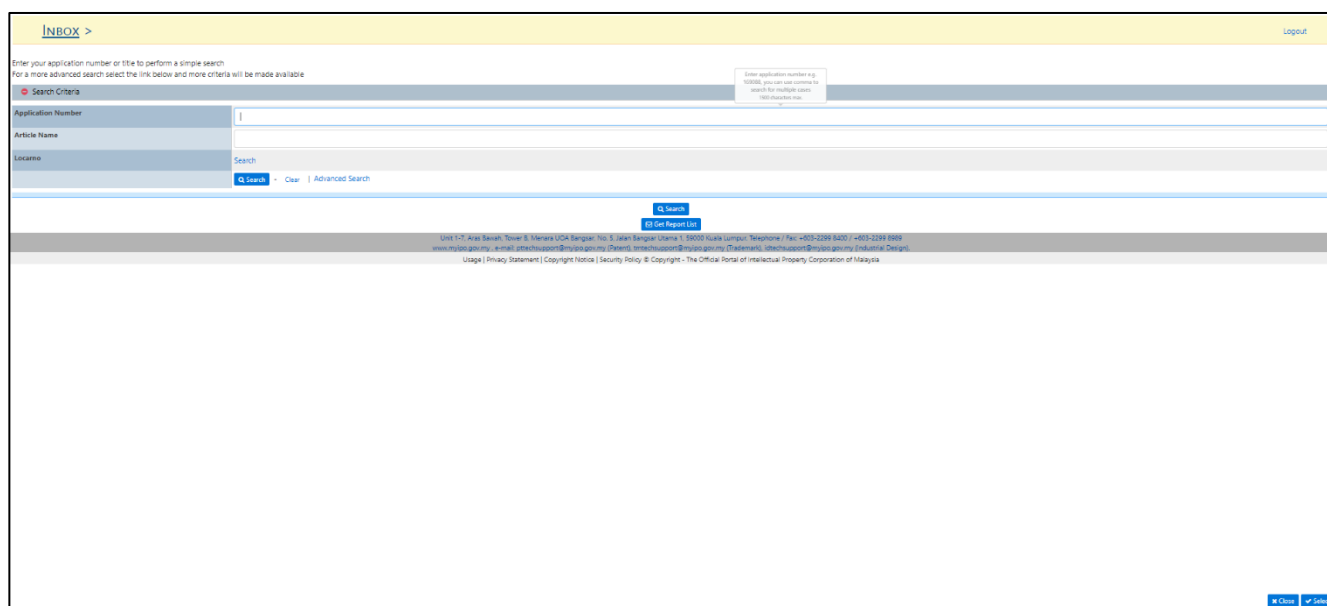


Apply ID 3 (Restoration)



1. After log in at Extra, click “Maintain an ID” under Industrial Design module.
2. Then, Extra can click “Select Case for Restoration (Form 3)”.



3. Extra enter Application number or article name or Locarno.
4. A restoration can only be done if the Design has been published as lapsed less than 12 months ago.
5. No EOT can be requested.

INBOX > REQUEST RESTORATION ON A DESIGN Logout


Client Reference You can begin a reference if necessary.

Identity Identify who the applicant is for this application. If you or your organization are the applicant then select that you are applying in your own right. If not then you are acting as an agent. (Select whether you are acting for your own right or as agent or as a legal representative, where appropriate address will be populated accordingly.)
 I am acting: In my own right As an Agent

Owner 1 Individual(s)/Company(es)

#	ID	Name	Agent Number	Address(es)
1	96040925982	Nurul Syazwan binti Saifuddin	MIA-2021/0006	block d-4-13, ppr pantai ria, jalan pantai dalam Bangsar 59200 Kuala Lumpur (MY)

Show / Hide columns

Selected case 
ID: 21-E0212-0101
KUCEN

Summary of Ground Please enter the summary of ground for restoration no more than 150 words.

Document(s) The grounds of restoration is mandatory.
Add

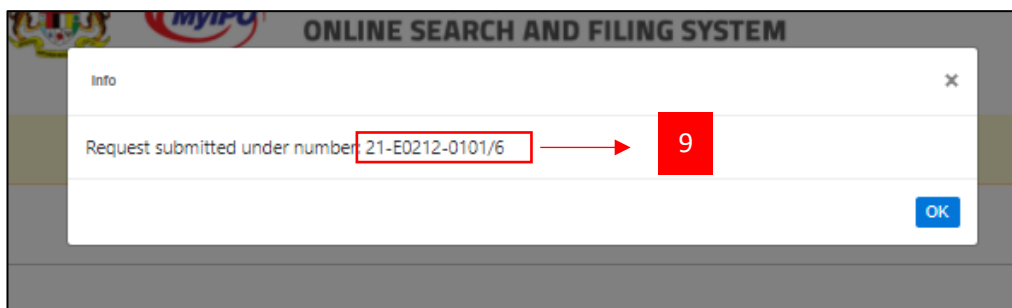
Declaration I/We apply for the above registered industrial design to be restored.

Payment

Fee Description	Fee Amount	Total
ID3(a) - Basic Application fee	780.00	780.00
ID3(b) - Surcharge per month (up to 12 months) after the date of lapsed	100.00 x 2	200.00
Total	980.00	980.00

Clear Submit

6. After Extra done choose application that need to be restore, page above will be display.
7. Applicant shall only require to key in minimum data (application number or applicants name) and provide statement of grounds. The details of the input shall be auto populated by the system. The following data must be provided:
 - A) The Application number or the Registration number of the Design (mandatory-key-in).
 - B) Applicant(s)'s name(s) and address(es) (mandatory-auto-populated).
 - C) If applied by an Agent:
 - a. Agent's name and address (mandatory-key-in).
 - b. ID10 document (mandatory).
 - D) Correspondent's name and email address (mandatory-auto-populated).
 - E) The grounds for the request and the supporting document(s) to justify it:
 - c. Statutory Declaration and/or Affidavit (at least one mandatory).
 - d. Other document(s) (optional).
 - F) Declaration and Signature (mandatory).
 - G) Notification method (post or email) (mandatory-auto-populated)
8. After done key in all information needed, Extra can click submit button.



9. System will generate GR number for this restoration application.
10. The restoration request creates a task in Intra for "Post Registration Validation (ID3)" where the examiner can Accept or Object the application.